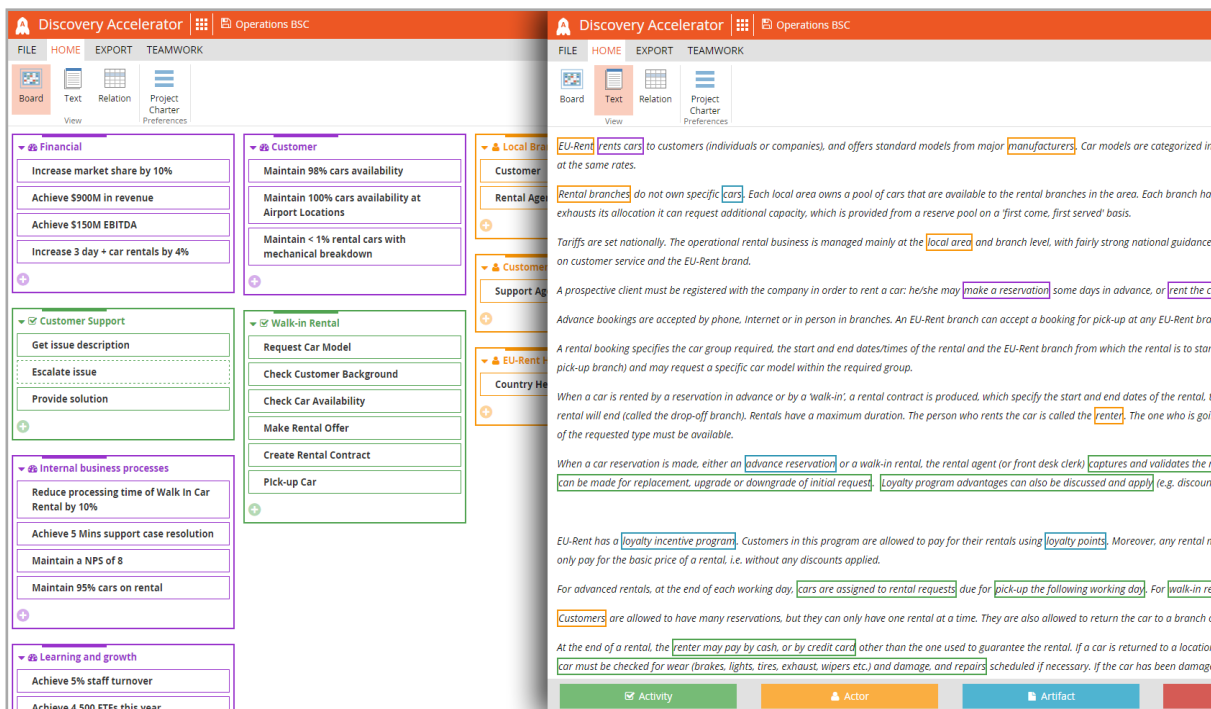




# Discovery Accelerator




The Discovery Accelerator is a web-based business strategy and lightweight business architecture tool for stakeholders unfamiliar with IT-focused enterprise architecture tools. Use the Discovery Accelerator to discover and document the structure and capabilities of your organization, and establish meaningful performance metrics. Optionally, incorporate industry frameworks to expedite the discovery process, and link your results to align with your organization's broader architecture efforts.

The Discovery Accelerator enables business subject matter experts to:

- Capture the “who, what, when, where, why and how” (W5) of an organization
- Accelerate discovery using existing corporate documentation and industry frameworks
- Specify business goals and analyze how they relate to activities
- Analyze and assign responsibilities using RACI charts
- Analyze the interrelationship of information and events with activities
- Capture and analyze time, cost, value and quality metrics for activities
- Maintain alignment with reference frameworks or enterprise architecture
- Export information for documentation, input to strategic planning or modeling activities

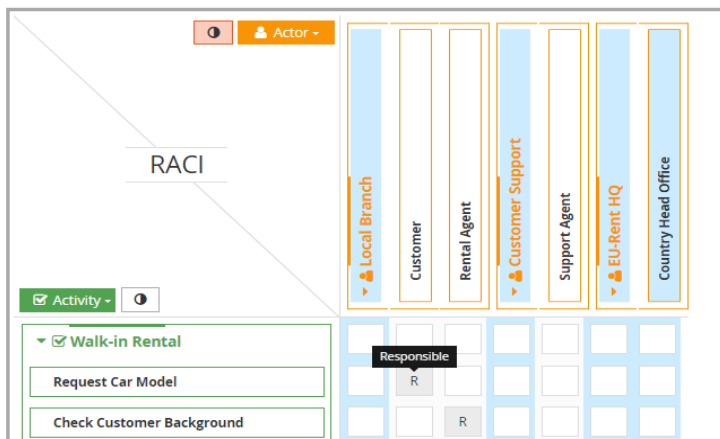


# Discovery Accelerator



Analyze relationships between elements in visual chart formats, easily identifying missing or conflicting information:

- Relate activities to the goals that they achieve and maintain
- Analyze roles and responsibilities by relating actors to activities, goals or artifacts in a RACI chart
- Analyze information flows by relating activities to their input and output artifacts
- Analyze event flows by relating activities to their trigger and result events
- Relate activities to systems used to perform them



Export information from Discovery Accelerator for further modeling or to augment external documentation:

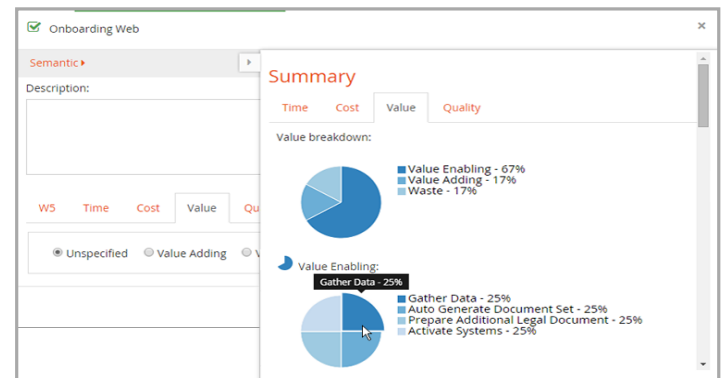
- Export process/case models as BPMN, CMMN, UML, XPDL or GO-BPMN
- Export organizational documentation as MS-Word or HTML

Create a Discovery Accelerator analysis project and quickly capture information:

- Create a new project as a completely blank board, or based on a W5, balanced scorecard or SIPOC template
- Define activities, actors, artifacts, events, systems and goals directly, or by highlighting within a text description from existing documentation
- Organize elements into related collections and hierarchies, and rearrange between collections using drag-and-drop
- Load predefined collections of elements from industry accelerators, including APQC, Panorama 360, FIBO and Disco

Specify additional information to enable analysis:

- Specify W5 relationships between elements to enable chart views and analysis
- Create and maintain semantic links from Discovery Accelerator elements and collections to corresponding elements in an industry framework or enterprise architecture tool
- Specify time, cost, value, and quality metrics for activities
- Add comments to collections and elements for real-time team collaboration



## Part of the Digital Enterprise Suite

The Digital Enterprise Suite is a complete collaborative cloud-based visualization, innovation, transformation and improvement software suite. It enables non-technical business people to align strategies to operations while considering both the outside-in and inside-out perspectives.

Trisotech's customers gain competitive advantage by obtaining unique insights from the various models created using the Suite, harnessing the power of the Trisotech Digital Enterprise Graph – a semantic model of your organization.

For more information, contact us at [sales@trisotech.com](mailto:sales@trisotech.com) or see our website for more details at [www.trisotech.com](http://www.trisotech.com). All products in the Digital Enterprise Suite run in most modern browsers on desktops, laptops, tablets and mobile devices.